

Original Research Paper

The Influence of *Trichoderma viride* Cellulase Enzyme Concentration on Saccharification of Waste Paper Materials

¹Khomotso M. P. Mokatse, ²M. Alfred Mogale and ¹J. Pieter H. Van Wyk

¹Department of Pharmacology and Therapeutics, School of Medicine,
Sefako Makgatho Health Sciences University, Garankuwa, South Africa

²Department of Biochemistry, School of Science and Technology,
Sefako Makgatho Health Sciences University, Garankuwa, South Africa

Article history

Received: 27-05-2021

Revised: 14-07-2021

Accepted: 15-07-2021

Corresponding Author:

J Pieter H van Wyk

Department of Pharmacology
and Therapeutics, School of
Medicine, Sefako Makgatho
Health Sciences University,
Garankuwa, South Africa

Email: pieter.vanwyk@smu.ac.za

Abstract: Enzymatic hydrolysis of lignocellulosic materials is one of the major steps in the commercialization process of converting cellulosic substrates into bio-products. The saccharification of lignocellulosic materials is usually achieved by a synergistic action of an enzyme mixture consisting of multiple cellulase enzymes such as endo- and exo-glucanase, cellobiohydrolase and β -glucosidase with different mode of actions. During the enzymatic hydrolysis of the paper materials the process started with an initial fast rate of hydrolysis followed by a rapid decrease of the rate towards the end of hydrolysis. Obtained from this investigation showed a direct relationship between sugar concentration released and increasing enzyme concentration used during the saccharification process. Most paper materials showed maximum sugar production at an enzyme concentration of 20 mg/mL except filter paper that was maximally degraded at an enzyme concentration of 10 mg/mL, brown envelope paper at an enzyme concentration of 10 mg/mL producing a sugar concentration of 13.22 mg/mL and resulted in a percentage saccharification of 18%. Pick 'n Pay paper yielded the lowest amount of sugar (5.8 mg/mL) when treated with a very high enzyme concentration of 30 mg/mL causing a percentage saccharification of 19%. Although most paper materials were maximally bio-degraded with the same cellulase concentration the ratio of enzyme concentration to mass of paper material degraded is unique for each paper material.

Keywords: Waste Paper, Saccharification, *T. viride* Cellulase, Enzyme Concentration

Introduction

Currently biomass is the only renewable energy resource that can directly be converted into useful bio-products like bio-ethanol, bio-methane and bio-hydrogen (Du Preez, 2016). The largest biomass feedstock is lignocellulose, which is found globally in many forms such as corn stover, alfalfa, switchgrass, sawdust, paper mill residue, wood chips and forage grasses (Saini *et al.*, 2015; Bilal *et al.*, 2020). The conversion of lignocellulose into bio-products could relieve shortages of fuels and reduce dependence on fossil energy (Popp *et al.*, 2014; Tan *et al.*, 2020). In developed and developing countries municipal wastes have become a serious problem during the last century and therefore it is important to deal with the waste both for the comprehensive use of lignocellulosic resources and for the prevention of environmental pollution (Byadgi and Kalburgi, 2016).

Municipal solid waste mainly consists of food waste, wood, leaf, garden or yard waste, rubber, textile, leather, metals (ferrous metals), glass and paper boards (Byadgi and Kalburgi, 2016; Velvizhi *et al.*, 2020; Chen, 2018; Hietala *et al.*, 2018). About 35 to 40% of the municipal solid waste is made of paper (Byadgi *et al.*, 2015). White paper consists of 85-99% cellulose, 0% hemicellulose and 0-15% lignin. Newspaper consists of 40-55% cellulose, 25-40% hemicellulose and 18-30% lignin (Sun and Cheng, 2002; Kaschuk and Frollini, 2018). The cellulose composition present in paper makes it a good feedstock for production of bio-products such as biochemicals, biofuels and bio-pharmaceuticals. Chemical and enzymatic methods are the most common techniques for hydrolyzing cellulose into sugars (Amezcuca-Alliere *et al.*, 2017; Lee and Yu, 2020; Siquera *et al.*, 2020). Enzymatic hydrolysis has been used widely as an alternative to acid

hydrolysis because the process is specific, can be performed under mild conditions (pH around 5 and temperature less than 50°C) with lower energy consumption and lower environmental impact (Lini *et al.*, 2018). This method does not present corrosion problems and gives high yield of pure glucose with low formation of by-products that are favorable for the use in fermentation processes. The cellulolytic enzymes are either secreted into the substrate or attached to the cell wall of the microorganism when degrading cellulose (El-Ahmady *et al.*, 2014).

The efficient use of enzymes depends on process variables such as temperature, pH, reaction time, enzyme concentration, substrate concentration, intensity of agitation and presence of other chemical species that may inhibit or speed up their rates of reaction (Kaya *et al.*, 2000; Maleki *et al.*, 2020). The operating condition must be optimized due to the economic terms from the intense usage of enzyme, for the enzymatic process to be performed with high efficiency and optimization of the hydrolysis conditions is required (Kurchaska *et al.*, 2018). The main factors that influence enzymatic hydrolysis can be divided into substrate features and enzyme-related factors. The use of high enzyme concentration generates high cellulose degradation costs however it also increases the sugar yield reduction at the same time. Hence, one of the best approaches to conquering the challenges is determining optimum factors like pH, temperature and incubation time at low enzyme concentration such as observed by Tang *et al.* (2019) during the saccharification of pretreated rice straw at low cellulase loadings. Similar conclusions regarding enzyme loadings were made during the saccharification of sugarcane bagasse using celluclast and novozyme cellulase (Li *et al.*, 2014) and degradation of cellulose from *Bambusa bambos* with *Trichoderma reesei* Rut C30 cellulase (Kuila *et al.*, 2011). Waste paper is a major component of solid waste and it is classified as part of the organic section of solid waste which can be further categorized according to the type of paper present in solid waste such as newspaper, office paper and foolscap paper (Wang *et al.*, 2011). This investigation reflects the influence of changing *Trichoderma viride* cellulase enzyme concentrations on the saccharification of waste paper materials as this is an important variable to optimize such as incubation pH and temperature as well as the thermostability of the enzyme (Garcia *et al.*, 2018).

Materials and Methods

Research Design

A fixed mass of different paper materials such as foolscap paper, Woolworths and Pick 'n Pay advertising paper, office paper, filter paper, newspaper and brown envelope paper were saccharified with different concentrations of crude *Trichoderma viride* cellulase enzyme at an incubation temperature of 50°C and incubation temperature of 2 h.

The amount of resulting sugars produced during each incubation period was determined to concluded the effect of cellulase concentration on the cellulase catalyzed bio-degradation of various paper materials.

Waste Paper Materials

Foolscap paper (0.0350 g), Woolworths paper (0.0413 g), brown envelope paper (0.0658 g), filter paper (0.0373 g), newspaper (0.0278 g), Pick 'n Pay paper (0.0278 g) and office paper (0.0435 g) were used as substrates for saccharification and determination of the influence of enzyme concentration on the bioconversion of these waste paper materials. Woolworths and Pick 'n Pay papers were obtained from local retailers. Prior to enzymatic catalyzed biodegradation into fermentable sugars such as glucose these paper materials were prepared as circular discs with a diameter of 6.0 mm each.

Cellulase Enzyme and Incubation with Waste Paper

Crude *Trichoderma viride* cellulase (0.1 g) enzyme was weighed and dissolved in 50 mL of 0.05 M Tris buffer pH 4.5 and used as a stock solution for preparation of diluted enzyme solutions at different concentrations. These diluted cellulase enzyme solutions were prepared at concentrations of 2.5, 5.0, 7.5, 10.0, 15.0, 20.0, 25.0, 30.0 and 35.0 mg.ml⁻¹. The cellulase enzyme-buffer solution was mixed with a magnetic stirrer until a homogenous solution was obtained. Aliquots (100 µL) was transferred to a test tube filled with Tris buffer (800 µL), methanol (100 µL) and 20 pieces of paper material. This reaction mixture was incubated at 50°C for 2 h.

Sugar Analysis

After the 2 h incubation period the various degraded waste paper materials mixtures were cooled to room temperature and mixed with the DNS reagent according to the method described by Miller (1959). The resulting mixtures were heated in a boiling water bath for a period of 10 min, with the resulting colour intensity determined on a spectrophotometer (Shimadzu UV-1800) at 520 nm. A sugar calibration curve was constructed using glucose standards ranging from 0.5 to 8.0 mg/mL. This calibration curve was used to determine the concentration of the various sugar solutions obtained during the cellulase catalyzed degradation of the different waste paper materials.

Calculation of Percentage Saccharification

The percentage saccharification of the various paper materials was calculated as follows using the formula function of excel:

$$\% \text{ Saccharification} = \frac{\text{Reducing sugar (mg / ml)}}{\text{Initial substrate concentration (mg / ml)}} \times 0.9 \times 100$$

The factor 0.90 was used to convert polysaccharide to monosaccharide accounting for water uptake during hydrolysis (Alrumman, 2016).

Results and Discussion

The production of value added products has been advocated as a sustainable option to tackle the problems associated with the rising of crude oil prices and environmental pollution caused by the consumption of fossil fuels and the production of increasing volumes of municipal solid wastes. The efficient conversion of cellulosic waste materials into bio-products is of utmost importance as this will assist in procedures to conserve the environment (De Bhowmick *et al.*, 2017). Cellulose is the major structural component of higher plants and is amongst the most abundant organic substances on the earth and totals to an amount of almost 7×10^{11} tons (Shweta, 2012). Cellulose contains highly ordered regions known as the crystalline component as well as less ordered regions known as amorphous sections which are more susceptible for cellulase catalyzed hydrolysis (Meng *et al.*, 2016).

The glucose units in a cellulose structure are connected by means of β -1,4-glycosidic bonds which can be broken by the hydrolytic action of a multi-component enzyme system known as cellulase. Cellulase is composed of three types of enzymes namely exoglucanases (CBH) which acts on the ends of the cellulose chain, releasing β -cellobioses, Endoglucanases (EG) which randomly attack the internal *O*-glycosidic bonds, producing glucan chains of different lengths and β -glycosidases acting specifically on the β -cellobiose disaccharides and produce glucose as a final product (Kuhas *et al.*, 2011). Cellulases can be isolated from various fungal (Hu *et al.*, 2018) and bacterial sources (Datta *et al.*, 2013) and these cellulase systems exhibit different relative saccharification rates when degrading cellulose due to the non-identical composition of cellulase components in cellulase enzyme systems obtained from various sources. Another factor that is also of paramount importance in determining the sugar formation from waste cellulose is the amount and availability of cellulose in an organic material such as waste paper. This variable together with the type of cellulase enzyme will to a great extent determine the effectiveness of the bioconversion of waste cellulose into fermentable sugars.

Figure 1 to 6 reflects the effect of different enzyme loadings from *T. viride* cellulase enzyme on the relative saccharification of various types of paper materials. A general observation during saccharification of all the paper materials was that the extent of sugar production was increased when increasing loads of cellulase were used during saccharification with maximum saccharification obtained with newspaper, Woolworths advertising paper, office paper and foolscap paper when these paper materials were exposed to an enzyme concentration of 20 mg/mL.

Filter paper was maximally degraded with an enzyme concentration of 10 mg/mL (Fig. 5) while Pick 'n Pay advertising paper was optimally bio-converted at 30 mg/mL (Fig. 6). During the saccharification of newspaper (Fig. 1), the sugar yield increased significantly with the increase in enzyme concentration (2,5-20 mg/mL) used and when the enzyme concentration was increased above 20 mg/mL a decrease in saccharification was observed. The reason behind the decline in sugar production could be as a result of the enzymatic hydrolysis of cellulose that is a solid-liquid heterogeneous reaction. The enzyme molecule adsorbs to the cellulose's surface forming an unstable enzyme-substrate unit with the substrate further converted into reducing sugars. The adsorption quantity could also reach a maximum value when the enzyme binding to the substrate reach a saturated value producing a relative high saccharification yield, but the adsorption extent could not be increased when the cellulose is exposed to higher enzyme concentrations beyond a certain value (Kassanov *et al.*, 2017). The highest relative percentage saccharification of newspaper was calculated at 23% when 20 mg/mL of enzyme dosage was added used for saccharification of newspaper. The percentage of newspaper saccharification follows the same tendency as observed with the sugar producing pattern produced when newspaper was degraded by increasing enzyme concentrations. When the highest sugar concentration of 7.2 mg/mL was produced newspaper was degraded at a percentage value of 23% while at the lowest sugar producing value of 3,5 mg/mL the percentage saccharification equals a value of 11.3%. The increase in percentage saccharification from the lowest level of sugar production to the maximum amount of sugar released was 2.04 times. The average sugar released when degraded with all the enzyme concentration resulted in a value of 5.45 mg/mL.

When Woolworths advertising paper (Fig. 2) was degraded with different enzyme dosages of *T. viride* cellulase a gradual increase in the sugar yield from 6.63 mg/mL to a maximum of 7.5 mg/mL at an enzyme concentration of 20 mg/mL was obtained. Increasing the enzyme concentration above 20 mg/mL caused a decline in the sugar yield with the lowest relative percentage saccharification calculated as 9.8% when 30 mg/mL enzyme concentration was loaded. When the highest sugar concentration was produced Woolworths paper was degraded at a percentage value of 16% while the percentage saccharification obtained when the lowest enzyme concentration was used proved to be 1,2 times less the maximum amount of sugar produced. The average sugar released when degraded with all the enzyme concentration resulted in a value of 6.31 mg/mL.

The degradation of office paper as represented in Fig. 3 shows a maximum sugar yield at a concentration of 7.3 mg/mL at an enzyme concentration of 20 mg/mL used for the degradation process. At maximum sugar concentration yield a percentage saccharification of 15%

was released with no higher sugar concentrations released when increasing enzyme concentrations were used to degrade this paper material. When the highest sugar concentration was produced office paper was degraded at a percentage value of 15% while the percentage saccharification obtained when the lowest enzyme concentration was used proved to be 1,7 times less the maximum amount of sugar produced. The average sugar concentration released during the degradation of office paper with all the enzyme concentration resulted in a value of 5.65 mg/mL. Figure 4, reflects the sugar producing profile when foolscap paper was treated with increasing concentrations of cellulase enzyme and the amount of sugar produced increased from 4.26 mg/mL when an enzyme concentration of 2.5 mg/mL was used during the saccharification to a maximum sugar yield of 7.1 mg/mL when an enzyme concentration of 20 mg/mL was used producing a maximum saccharification percentage of 18%. Most papers showed maximal degradation at an enzyme concentration of 20 mg/mL and not higher and the reason for this could be due to the fact that high cellulase concentration may counteract the saccharification by increasing the rate of trans glycosylation reactions along with hydrodynamic instability (Alrumman, 2016). The maximum sugar concentration produced was 1,6 times higher than the sugar concentration released when saccharification of foolscap paper was degraded with the lowest enzyme concentration. The average sugar concentration released when foolscap paper was degraded with all the enzyme concentration resulted in a value of 5.7 mg/mL.

Naturally filter paper has a high crystalline structure and is therefore very difficult to degrade with cellulase enzymes and during this investigation filter paper (Fig. 5) reached a maximum sugar yield of 6.73 mg/mL at an enzyme dosage of 10 mg/mL with a percentage saccharification of 16%. The degradation of filter paper showed a 2,4 fold increase in saccharification from sugar released when the lowest enzyme concentration was used for the degradation process to the maximum concentration of sugar produced. The average sugar concentration released when filter paper was degraded with all the enzyme concentration resulted in a value of 5.1 mg/mL. Brown envelope paper (Fig. 6) yielded the highest amount of sugar concentration of 13.22 mg/mL when exposed to at an enzyme concentration of 10 mg/mL resulting in a percentage saccharification of 18%. Because of the relative high sugar yield produced when a low enzyme concentration was used during the saccharification process these results revealed that the cellulose in brown paper is more susceptible for cellulase catalyzed degradation than cellulose in other paper materials. The degradation of brown envelop paper showed a 1.3 fold increase in saccharification from sugar released when the lowest enzyme concentration was used for the degradation process to the maximum concentration of

sugar produced. The average sugar concentration released when brown envelope paper was degraded with all the enzyme concentration resulted in a value of 11.8 mg/mL.

The degradation pattern of Pick 'n Pay paper is reflected in Fig. 7 showing this paper material reaching a maximum sugar concentration of 5.88 mg/mL at an incubated enzyme concentration of 30 mg/mL. The highest percentage saccharification was 19% when 30 mg/mL enzyme concentration was used to degrade this paper. Of all the paper materials treated with the *T. viride* cellulase enzyme the Pick 'n Pay paper required the highest enzyme concentration of 30 mg/mL for to reach a maximum saccharification yield. It can be concluded due to the high cellulase concentration requirement that the cellulose of this materials offered a stronger resistance to hydrolytic action of the cellulase enzyme than cellulose present in the other paper materials. The amount of sugar released during maximum sugar production was 1,6 fold higher than the sugar concentration produced when the lowest enzyme concentration was used during the saccharification process. An average sugar concentration of 4.7 mg/mL was calculated when this material was exposed to all the enzyme concentrations.

Table 1 reflects the maximum sugar concentration released from different paper materials as well as the optimum percentage of saccharification when the various paper materials were degraded by the most effective cellulase concentration for each cellulose material. From the table information it can be concluded that the majority of the paper materials was optimum degraded at cellulase concentrations of 20 mg/mL with Pick 'n Pay paper maximally degraded with *T. viride* cellulase at an incubation concentration of 30 mg/mL. The sugar concentration obtained when maximally concentrations were produced from the different paper materials varied between the lowest value of 5,8 mg/mL released from Pick 'n Pay paper to the highest value of 13,2 mg/mL produced during the degradation of brown envelope paper. The percentage saccharification of the various paper materials is however a more effective way to compare the relative susceptibility of the various paper materials for degradation by *T. viride* cellulase. The percentage saccharification varied between the lowest value of 15% obtained during degradation of office paper to the maximum degree of 23% produced when newspaper was saccharified by this enzyme. From the percentage saccharification it can be concluded that newspaper, although it produced not the most sugar, was the most effective in terms of relative saccharification. Although the least effective in terms of percentage saccharification office paper did not produced the lowest sugar concentration while Pick 'n Pay paper which produced the lowest sugar concentration of 5,8 mg/mL was degraded at a magnitude of 19%. Brown envelope paper which produced the highest sugar concentration is

with filter paper the third most effective degraded material in terms of saccharification. Newspaper which was determined to be the most effective in terms of percentage saccharification was 153% more effective than office paper which showed the lowest degree of saccharification. Although much more effective than office paper, the amount of sugar produced by newspaper was less than the amount of sugar released from office paper.

The treatment of waste paper has been indicated in many post-utilized applications such as inductive feedstock for cellulase production (Dong *et al.*, 2021), a lightweight cement mortar (Abed *et al.*, 2021), mining of nanocellulose (Kumar *et al.*, 2020) and biomethane production (Li *et al.*, 2020). The sugar content of waste paper is however an important variable which would affect the extent of alternative products produced by using

waste paper as feedstock. Such would be the relative yield of bioethanol (Darwesh *et al.*, 2020), biobutanol (Farmanbordar *et al.*, 2020), levulinic acid (Dutta *et al.*, 2020) and bio-hydrogen (Jarunglumlerty *et al.*, 2018) which bio-production is reliable to a certain to the amount of fermentable sugars release form the organic waste paper materials such as waste paper. When dependent on the amount of fermentable sugars to be released from waste paper and that would be utilized as feed-stock for further synthetic procedures the results obtained from this investigation would assist in concluding the relative amount of sugar to be released from various waste paper materials and would thus assist in the process of determining the yield of bio-products produce from organic waste materials such as waste paper.

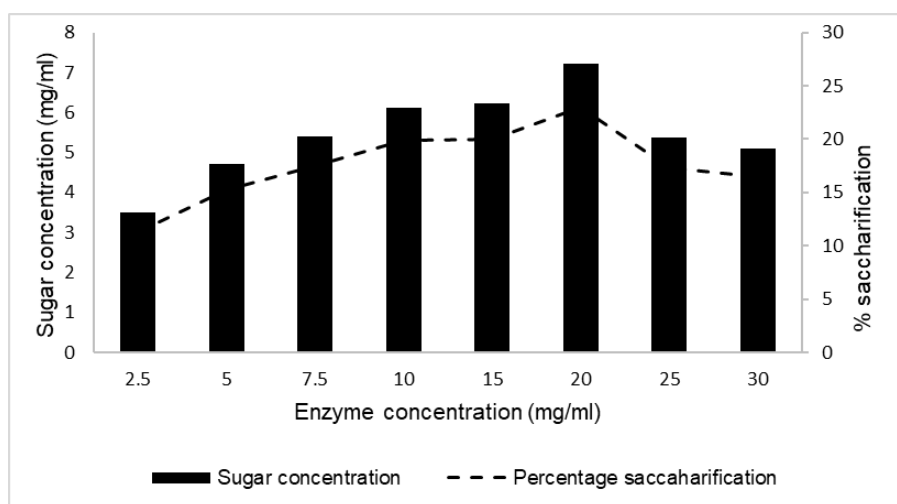


Fig. 1: Effect of enzyme concentration on saccharification of newspaper

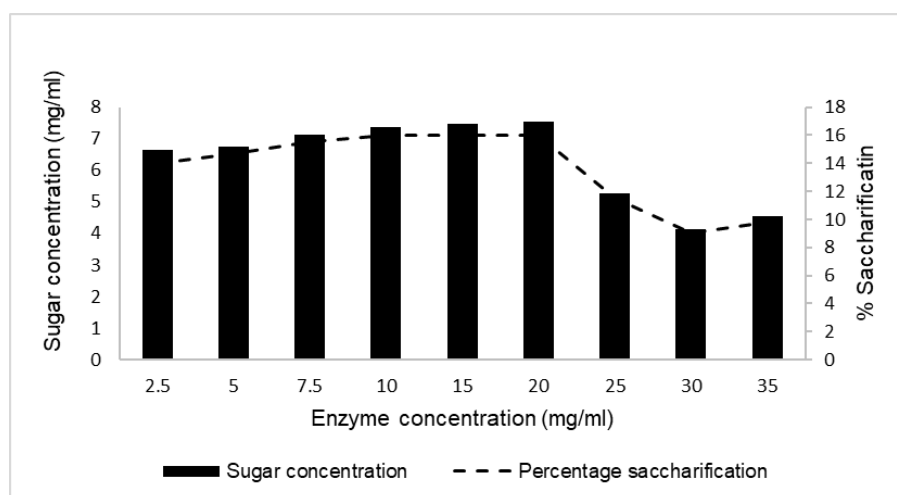


Fig. 2: Effect of enzyme concentration on saccharification of Woolworths advertising paper

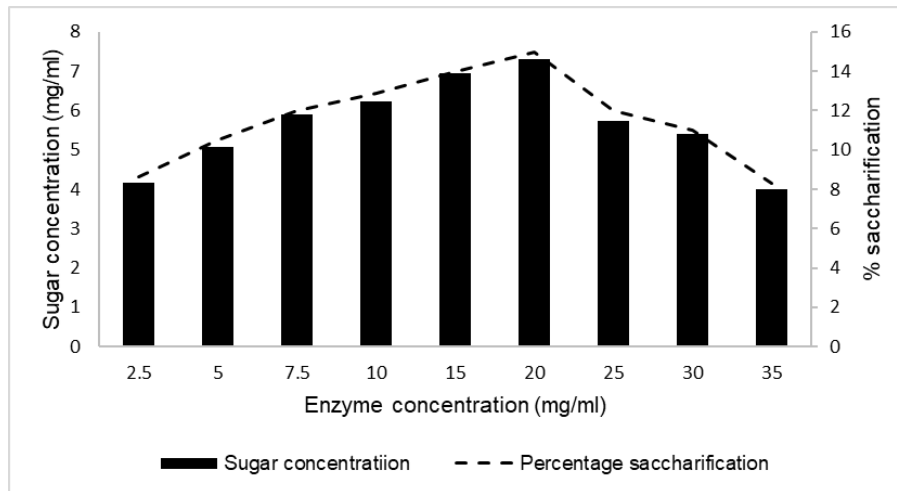


Fig. 3: Effect of enzyme concentration on saccharification of office paper

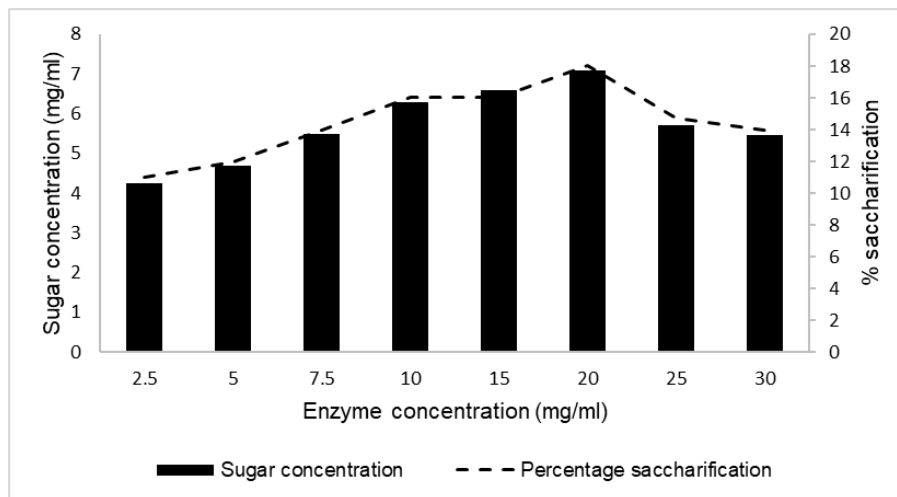


Fig. 4: Effect of enzyme concentration on saccharification of foolscap paper

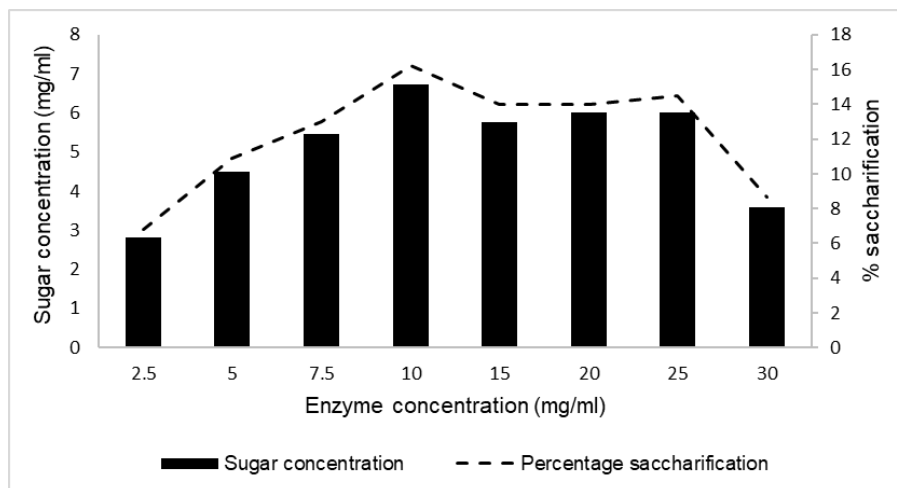


Fig. 5: Effect of enzyme concentration on saccharification of filter paper

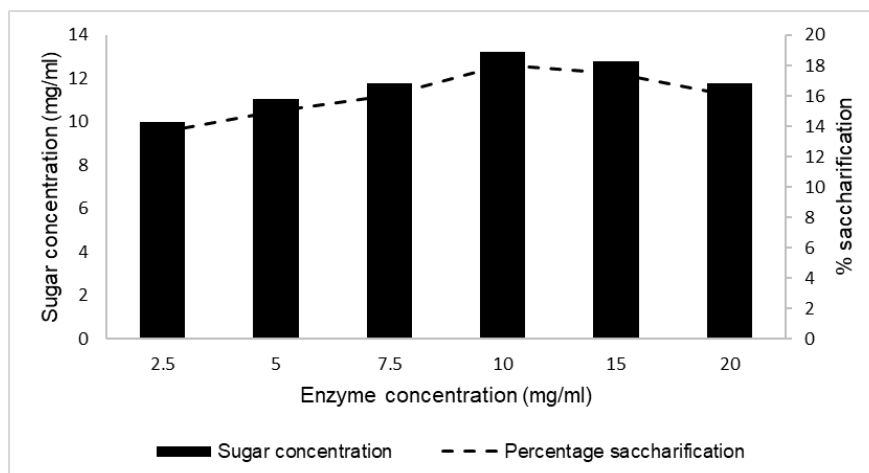


Fig. 6: Effect of enzyme concentration on saccharification of brown envelope paper

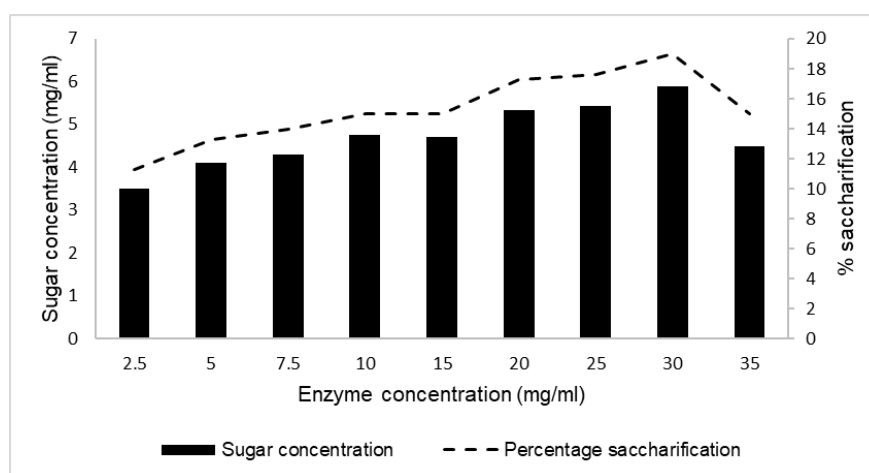


Fig. 7: Effect of enzyme concentration on saccharification of pick 'n pay advertising paper

Table 1: Maximum sugar concentration and percentage saccharification of various paper materials when treated with *T. viride* cellulase at a concentration producing optimum saccharification

Paper material	Enzyme concentration producing maximum sugar concentration (mg/ml)	Maximum sugar concentration (mg/ml)	% Saccharification
Newspaper	20	7.2	23.0
Wool worths paper	20	7.5	16.0
Office paper	20	7.3	15.0
Foolschap paper	20	7.1	18.0
Filter paper	10	6.7	16.2
Brown envelope paper	10	13.2	18.0
Pick 'n pay paper	30	5.8	19.0

Conclusion

Cellulose a structural component of organic waste materials such as used paper materials can be hydrolyzed into fermentable sugars with cellulase enzymes. From the study it has been concluded that different paper materials exhibit non-similar susceptibility for saccharification by *T. viride* cellulase. It is thus suggested that a specific cellulase -

cellulase ratio should be determined to ensure the most effective degradation of each paper material into fermentable sugars such as glucose.

Acknowledgement

This research was funded by the Research Development Grant (RDG) of Sefako Makgatho Health Sciences University, South Africa.

Author's Contributions

J. Pieter H. Van Wyk: Design, organize study, data analyses and write the manuscript.

M. Alfred Mogale: Design, organize and assist with writing of manuscript.

Khomotso M. P. Mokatse: Perform research activities, data analyses and construction of figures.

Ethics

This article is original and contains unpublished data. The authors declare no conflict of interest regarding publication of this paper. The authors declare no ethical issues will arise after the work has been published.

References

- Abed, M. J., Khaleel, O. R., & Fayyadh, M. M. (2021). Effect of aluminium sulphate Al₂(SO₄)₃ treatment on paper waste as a fine aggregate partial replacement in lightweight cement mortar. *Materials Today: Proceedings*, 42, 1152-1159. doi.org/10.1016/j.matpr.2020.12.529
- Alrumman, S. A. (2016). Enzymatic saccharification and fermentation of cellulosic date palm wastes to glucose and lactic acid. *Brazilian Journal of Microbiology*, 47, 110-119. doi.org/10.1016/j.bjm.2015.11.015
- Amezcuca-Allieri, M. A., Sánchez Durán, T., & Aburto, J. (2017). Study of chemical and enzymatic hydrolysis of cellulosic material to obtain fermentable sugars. *Journal of Chemistry*, 2017. doi.org/10.1155/2017/5680105
- Bilal, M., Wang, Z., Cui, J., Ferreira, L. F. R., Bharagava, R. N., & Iqbal, H. M. (2020). Environmental impact of lignocellulosic wastes and their effective exploitation as smart carriers—A drive towards greener and eco-friendlier biocatalytic systems. *Science of The Total Environment*, 722, 137903. doi.org/10.1016/j.scitotenv.2020.137903
- Byadgi, S. A., & Kalburgi, P. B. (2016). Production of bioethanol from waste newspaper. *Procedia Environmental Sciences*, 35, 555-562. doi.org/10.1016/j.proenv.2016.07.040
- Byadgi, S., Kalburgi, P. B., & Yashoswi, M. (2015). Optimization of pretreatment and hydrolysis process in the production of bioethanol. *The International Journal of Agricultural and Rural Development*, 2, 1341-1345. doi.org/10.21090/IJAERD.0205187
- Chen, Y. C. (2018). Effects of urbanization on municipal solid waste composition. *Waste Management*, 79, 828-836. doi.org/10.1016/j.wasman.2018.04.017
- Darwesh, O. M., El-Maraghy, S. H., Abdel-Rahman, A., & Zaghoul, R. A. (2020). Improvement of paper waste conversion to bioethanol using novel cellulose degrading fungal isolate. *Fuel*, 262, 116518. doi.org/10.1016/j.fuel.2019.116518
- Datta, A., Gupta, B. L., & Gupta, S. (2013). Optimization of cellulase production from bacterial isolated from soil. 985685. doi.org/10.5402/2013/985685
- De Bhowmick, G., Sarmah, A. K., & Sen, R. (2017). Lignocellulosic biorefinery as a model for sustainable development of biofuels and value added products. *Bioresource Technology*, 247, 1-10. doi.org/10.1016/j.biortech.2017.09.163
- Dong, M., Wang, S., Xu, F., Xiao, G., & Bai, J. (2021). Efficient utilization of waste paper as an inductive feedstock for simultaneous production of cellulase and xylanase by *Trichoderma longiflorum*. *Journal of Cleaner Production*, 308, 127287. doi.org/10.1016/j.jclepro.2021.127287
- Du Preez, J.C. (2016). *Biotechnology for Biofuels*, 223. doi.org/10.1186/s13068-016-0637-4
- Dutta, S., Yu, I. K. M., Tsang, D. C. W., Su, Z., Hu, C., Wu, K. C. W., Yip, A. C. K., Ok, Y. S., & Poon, C. S. (2020). Influence of green solvent on levulinic acid production from lignocellulosic paper waste. *Bioresource Technology*, 298, 122544. doi.org/10.1016/j.biortech.2019.122544
- El-Ahmady, N., El-Nagga, S.D., & Khalil, A. (2014). Bioethanol production from lignocellulosic feedstocks based on enzymatic hydrolysis: Current Status and Recent Developments. *Biotechnology*, 13, 1-21. doi.org/10.3923/biotech.2014.1.21
- Farmanbordar, S., Amiri, H., & Karimi, K. (2020). Synergy of municipal solid waste co-processing with lignocellulosic waste for improved biobutanol production. 118, 45-54. doi.org/10.1016/j.wasman.2020.07.053
- Garcia, N. F. L., da Silva Santos, F. R., Bocchini, D. A., da Paz, M. F., Fonseca, G. G., & Leite, R. S. R. (2018). Catalytic properties of cellulases and hemicellulases produced by *Lichtheimia ramosa*: potential for sugarcane bagasse saccharification. *Industrial Crops and Products*, 122, 49-56. doi.org/10.1016/j.indcrop.2018.05.049
- Hietala, M., Varrjo, K., Berglund, L., Soini, K., & Oksman, K. (2018). Potential of municipal solid waste paper as raw material for production of cellulose nanofibers. *Waste Management*, 80, 319-326. doi.org/10.1016/j.wasman.2018.09.033
- Hu, Y., Du, C., Pensupa, N., & Lin, C. S. K. (2018). Optimization of fungal cellulase production from textile waste using experimental design. *Process Safety and Environmental Protection*, 118, 133-142. doi.org/10.1016/j.psep.2018.06.009
- Jarunglumlert, T., Prommuak, C., Putmai, N., & Pravasant, P. (2018). Scaling-up bio-hydrogen production from food waste: Feasibilities and challenges. *International Journal of Hydrogen Energy*, 43(2), 634-648. doi.org/10.1016/j.ijhydene.2017.10.013

- Kaschuk, J. J., & Frollini, E. (2018). Effects of average weight, crystallinity and hemicelluloses content on the enzymatic hydrolysis of sisal pulp, filter paper and microcrystalline cellulose. *Industrial Crops and Products*, 115, 280-289. doi.org/10.1016/j.indcrop.2018.02.011
- Kassanov, B., Wang, J., Fu, Y., & Chung, J. (2017). Cellulose enzymatic saccharification and preparation of 5-hydroxymethylfurfural based on bamboo hydrolysis residue separation in ionic liquids. *RSC Advances*, 7, 30755-30762. doi.org/10.1039/C7RA05020H
- Kaya, F., Heitman, J.A. & Thomas, G. (2000). Influence of lignin and its degradation products on enzymatic hydrolysis of xylan. *Journal of Biotechnology*, 80, 241 - 247.
- Kuhas, R. C., Gupta, R., & Singh, A. (2011). Cellulases and their Industrial Applications. *Enzyme Research*, 280696. doi.org/10.4061/2011/280696
- Kuila, A., Mainak, M., Tuli, D. K., & Banerjee, R. (2011). Accessibility of enzymatically delignified Bambusa bambos for efficient hydrolysis at minimum cellulase loading: An optimization study. *Enzyme Research*, 805795. doi.org/10.4061/2011/805795
- Kumar, V., Pathak, P. & Bhardwaj, N. K. (2020). Waste paper: An underutilized but promising source for nanocellulose mining. *Waste Management*, 102, 281 – 303. https://doi.org/10.1016/j.wasman.2019.10.041
- Kurchaska, K., Rybarczyk, P., Holowacz, I., Lukajtis, R., Glinka, M., & Kaminski, M. (2018). Pretreatment of lignocellulosic materials as substrates for fermentation processes. *Molecules*, 23, 1-32. doi.org/10.3390/molecules23112937
- Lee, I., & Ty, J. H. (2020). The production of fermentable sugars and bioethanol from acacia wood by optimizing dilute sulfuric acid pretreatment and post-treatment. *Fuel*, 275, 117943. doi.org/10.1016/j.fuel.2020.117943
- Li, J., Zhou, P., Liu, H., Wu, K., Kang, X., Gong, Y., Xiao, W., Lin, J., & Liu, Z. (2014). A comparison of fermentable strategies for cellulosic ethanol production from NaOH-soaked sugar cane bagasse at high solid loading with decreased cellulase loading. *Industrial Crops and Products*, 62, 446-452. doi.org/10.1016/j.indcrop.2014.09.007
- Lini, F. Z., Widjaja, T., Hendriani, N., Alyway, A., Nurkhamida, S., & Tansil, Y. (2018). The effect of organosolv pretreatment on optimization of hydrolysis process to produce the reducing sugar. *MATEC Web Conferences*, 154, 1-7. doi.org/10.1051/mateconf/201815401022
- Maleki, M., Sharaki, M. F., Kavousi, K., Ahriaenejad, S., & Salekdeh, G. H. (2020). A novel cellulase cocktail enhances lignocellulosic bioconversion enhances in a broad range of pH. *International Journal of Biological Macromolecules*, 154, 349-360. doi.org/10.1016/j.ijbiomac.2020.03.100
- Meng, X., Yoo, C. G., Li, M., & Ragaukas, A. J. (2016). Physicochemical structural changes of cellulosic substrates during enzymatic saccharification. 2016. *Journal of Applied Biotechnology and Bioengineering*, 1, 87-94. doi.org/10.15406/jabb.2016.01.00015
- Miller, G. L. (1959). Use of dinitrosalicylic acid reagent for determination of reducing sugar. *Analytical Chemistry*, 31, 426-428. doi.org/10.1021/ac60147a030
- Popp, J., Lakner, Z., Harangi-Rakos, M., & Fari, M. (2014). The effect of bioenergy and expansion: Food, energy and environment. *Renewable and Sustainable Energy*, 32, 559-578. doi.org/10.1016/j.rser.2014.01.056
- Saini, J. K., Saini, R., & Tewari, L. (2015). Lignocellulosic agriculture wastes as biomass feedstocks for second-generation bioethanol production: Concepts and recent developments. *3 Biotechnology*, 5, 337-353. doi.org/10.1007/s13205-014-0246-5
- Shweta, A. (2012). Cellulases of bacterial origin and their applications: A review. *International Journal of Science and Research*, 358 (10): 1652-1655.
- Siquera, J. G. W., Rodrigues, C., Vandenberghe, L. P., Woiciechow, A. H., & Socca, C. R. (2020). Current advances in on-site cellulase biomass conversion to biofuels: A review. *Biomass and Bioenergy*, 132, 105419. doi.org/10.1016/j.biombioe.2019.105419
- Sun, Y., & Cheng, J. (2002). Hydrolysis of lignocellulosic materials for ethanol production: a review. *Bioresource technology*, 83(1), 1-11. doi.org/10.1016/s0960-8524(01)00212-7
- Tan, Y. T., Chua, A. S. M., & Ngoh, G. C., (2020). Deep eutectic solvent for lignocellulosic biomass fractionating and the subsequent conversion to bio-based products – A review. *Bioresource Technology*, 297, 122522. doi.org/10.1016/j.biortech.2019.122522
- Tang, S., Dong, Q., Fang, Z., Cong, W., & Miao, Z. (2019). High-concentrated substrate enzymatic hydrolysis of pretreated rice straw with glycerol and aluminium chloride at low cellulase loadings. *Bioresource Technology*, 295, 122164. doi.org/10.1016/j.biortech.2019.122164
- Velvizhi, G., Shanthakumar, S., Das, B., Pugazhendhi, A., Priya, S., Ashok, B., Nanthagopal, K., Vignesh, R., & Karthick, C. (2020). Biodegradable and non-biodegradable fraction of municipal solid waste for multifaceted applications through a closed loop integrated refinery platform: Paving a path towards circular economy. *Science of the Total Environment*, 731, 138049. doi.org/10.1016/j.scitotenv.2020.138049
- Wang, W., Kang, L., & Wei, H. (2011). Study on the decreased sugar yield in enzymatic hydrolysis of cellulosic substrate at high solid loading. *Applied Biochemistry and Biotechnology*, 164, 1139-1149. doi.org/10.1007/s12010-011-9200-8